

## Flow Rates Peristaltic Pump

LabV1, LabV3, LabV6



LabV1, LabV3, LabV6

Laboratory

Industrial equipment supporting

### Suitable Pump Head



Industrial grade 4.3" true color LCD screen, touch screen control, both Chinese and English interface available.

Dynamic display transferring status. Flow rate data, setting parameters and system configuration display in the same screen.

3 Kinds of working mode: fixed volume metering, fixed time and volume, timer start and stop, meet different transferring and dispensing request.

Intelligent calibration function and online micro adjusting function.

## Flow Rates Peristaltic Pump

V1, V3, V6

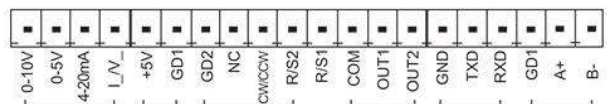


V1, V3, V6

Laboratory

Industrial equipment

### External Control Schematic Diagram

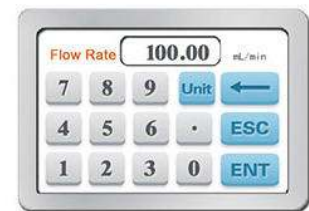
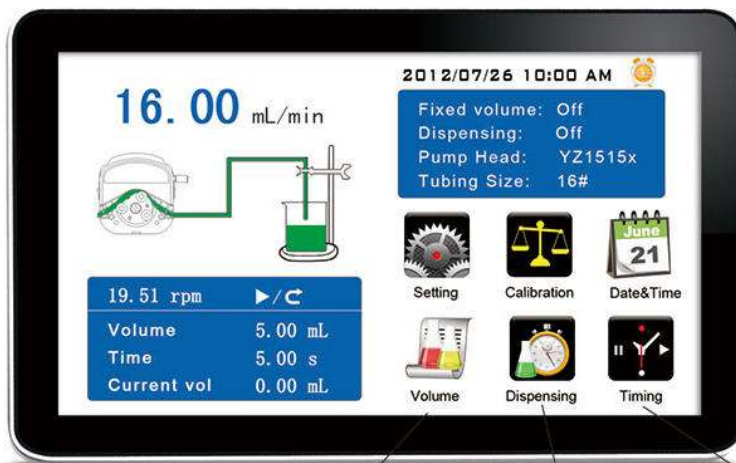


## Technical Specifications

Flow rate range	LabV1/ V1: 0.000166~570 mL/min LabV3/ V3: 0.000166~1330 mL/min LabV6/ V6: 0.000166~2280 mL/min	Start/stop, direction signal	Passive switch signal, such as foot pedal switch Active switch signal: 5V, 12V and 24V for option
Speed range	0.1-600 rpm	Communication interface	Rs232, RS485 support MODBUS protocol (RTU mode)
Speed resolution	0.01 rpm	Output interface	Output motor working status (Open-Collector output)
Flow rate resolution	0.01 $\mu$ l	Power supply	AC 220V $\pm$ 10% 50Hz/60Hz (standard) AC 110V $\pm$ 10% 50Hz/60Hz (optional)
Flow rate accuracy	< $\pm$ 0.5%	Drive dimension	LabV Series: 261.4 $\times$ 157.3 $\times$ 236.9 mm V Series: 219.6 $\times$ 152 $\times$ 211.6 mm
Back suction angle	0-360 $^\circ$	Drive weight (L $\times$ W $\times$ H)	LabV Series: 4.40 kg V Series: 4.20 kg
Outlet pressure	0.1Mpa (0.86-1.0mm wall thickness tubing) 0.1-0.27Mpa (1.6-2.4mm wall thickness tubing)	Power consumption	< 50W
Motor type	Stepper motor	Condition temperature	0-40 $^\circ$ C
Display	Industrial grade 4.3" LCD color display	Relative humidity	< 80%
Control method	Touch screen and Mechanical keypad	IP rate	IP31
Keypad lifetime	300,000 times		
External speed control signal	0-5V, 0-10V, 4-20mA		

## Product Composition and Flow Rate Range

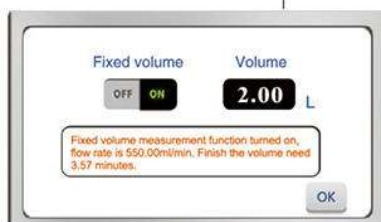
Flow Rates Peristaltic Pump		Pump Head & Flow Rate (mL/min)			
		YZ1515x	YZ2515x	MC1~MC12(10)	MC1~MC12(6)
Drive & speed	Tubing	13", 14", 19", 16" 25", 17", 18"	15", 24"	Inner diameter: 0.13-3.17mm Wall thickness: 0.86-1mm	
	LabV1/V1	0.1-150rpm	0.007~570	0.17~435	0.000166-49(suggest working rotating speed $\leq$ 150rpm)
	LabV3/V3	0.1-350rpm	0.007~1330	0.17~1015	0.000185-65(suggest working rotating speed $\leq$ 150rpm)
	LabV6/V6	0.1-600rpm	0.007~2280	0.17~1740	



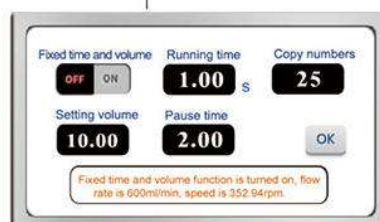
Flow Setting Interface



External Control Speed Setting Interface



Fixed Volume Measurement Setting Interface



Fixed Time and Volume Setting Interface



Timer Start and Stop Setting Interface

